

Scaled data based on original data using  
LM-79-08 Approved Method: Electrical and Photometric Measurements of Solid-  
State Lighting Products

Test Report Prepared for  
Cooper Lighting Solutions  
(formerly Eaton)

Brand: INVUE

Report Number: P141929

Luminaire Tested: **EMM-E04-LED-E1-T3-7030**

Issue Date: 03/03/2020

**Test Information**

Test Method: LM-79-08  
Report Number: P141929  
REPORT IS SCALED FROM IESNA LM-79-08 TEST DATA (P33683)  
Test Lab: INNOVATION CENTER-P3  
Issue Date: 03/03/2020  
Manufacturer: COOPER LIGHTING SOLUTIONS (FORMERLY EATON)  
Product Line: INVUE  
Catalog Number: EMM-E04-LED-E1-T3-7030  
Description: EPIC MODERN MEDIUM DECORATIVE LED LUMINAIRE  
(4) LIGHTBARS WITH AccuLED OPTICS - TYPE 3  
Light Source: (84) 3000K CCT, 70 CRI LEDs  
Ballast/Driver: -

**Summary**

Lumens per Lamp: N/A  
Luminaire Lumens: 10727.3 lumens  
Efficiency: N/A  
Efficacy: 110.4 lumens/watt  
Luminous Opening: Rectangular (W 0.67' x L: 1' x H: 0')  
IES Classification: Type III - Short - Semi-Cutoff  
BUG Rating: B3 - U0 - G3

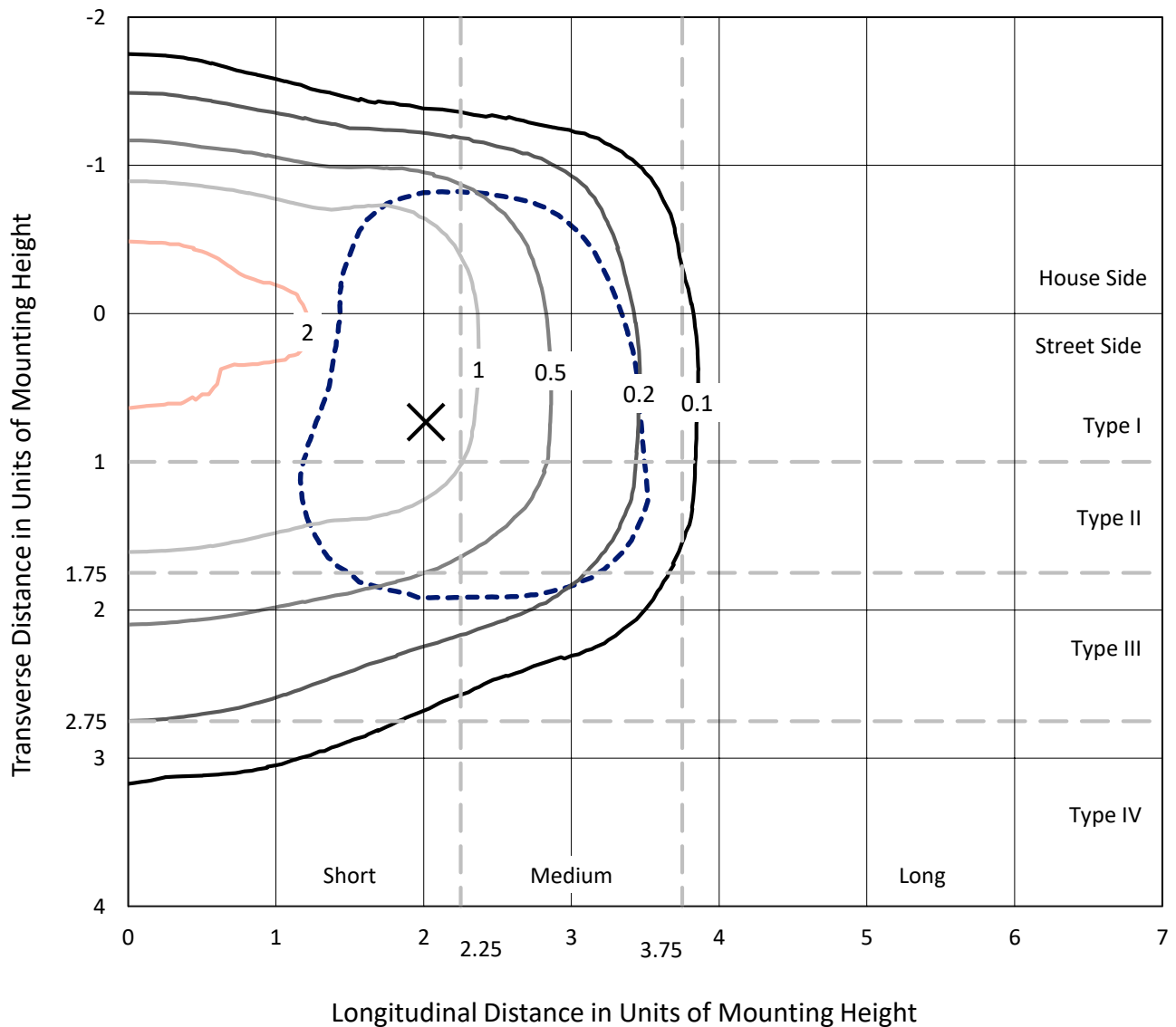
Input Watts (W): 97.2  
Input Voltage (V): NR  
Input Current (Ain): NR  
Voltage Rise (V): NR  
Power Factor: NR  
Total Harmonic Distortion (THDi): NR  
Frequency (hertz): 60  
Stabilization Time: NR  
Operation Time: NR  
Ambient Temperature (°C): NR  
Test Distance: 25 FT



REPORT NUMBER: P141929  
 CATALOG NUMBER: EMM-E04-LED-E1-T3-7030

### Iso-Footcandle Lines of Horizontal Illumination

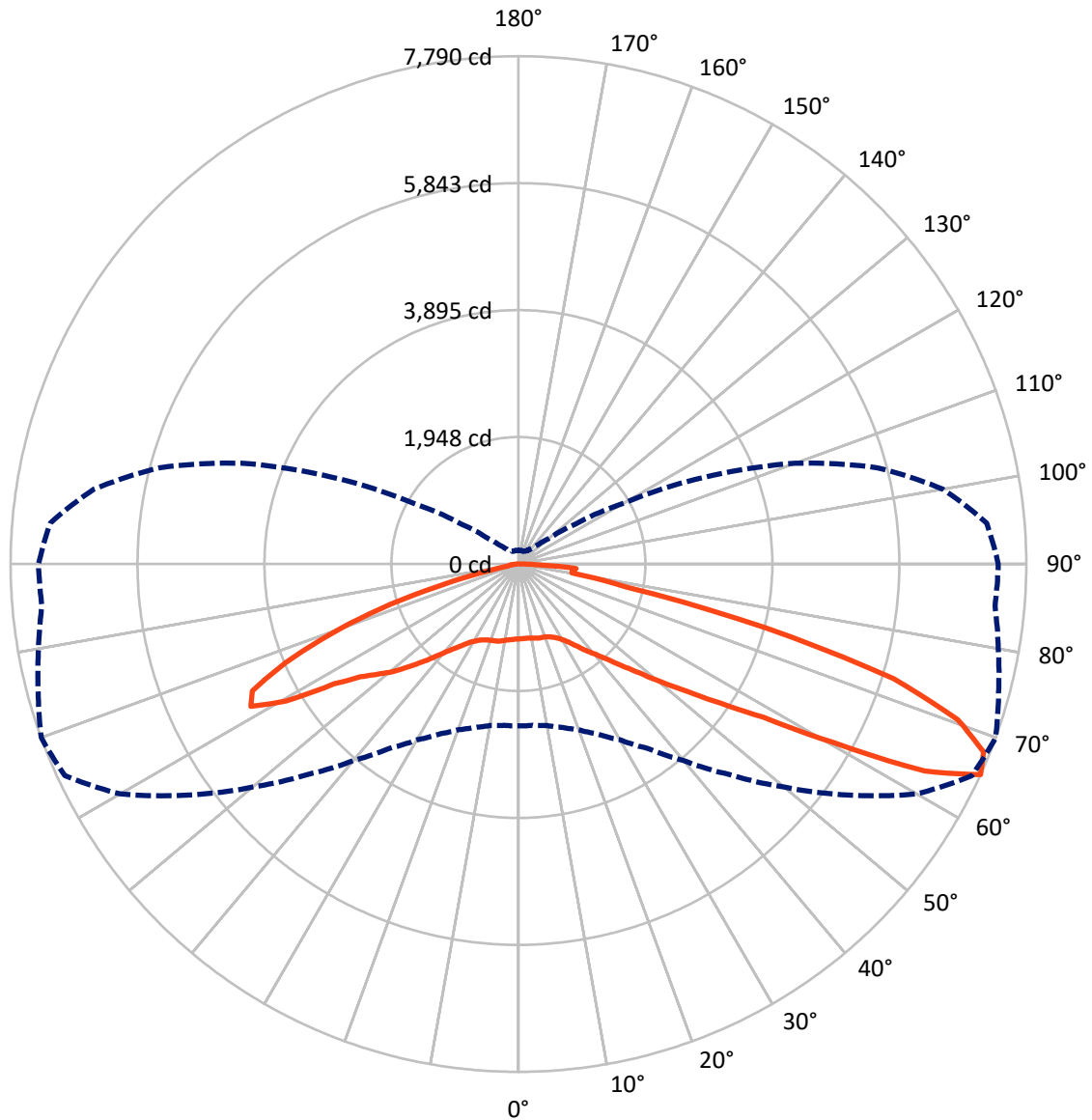
× Max cd  
 - - - 1/2 Max cd



Based on 20 foot mounting height. Maximum calculated value = 2.9 fc  
 Type III - Short - Semi-Cutoff

REPORT NUMBER: P141929  
CATALOG NUMBER: EMM-E04-LED-E1-T3-7030

### Luminous Intensity Polar Plot



— Vertical Plane Through 70-Deg Lateral      - - - Horizontal Cone Through 65-Deg Vertical

REPORT NUMBER: P141929

CATALOG NUMBER: EMM-E04-LED-E1-T3-7030

**FLUX DISTRIBUTION:**

		Downward	Upward	Total
<b>House Side</b>	Lumens	3621.2	0.0	3621.2
	% Fixture	33.8	0.0	33.8
<b>Street Side</b>	Lumens	7106.1	0.0	7106.1
	% Fixture	66.2	0.0	66.2
<b>Total</b>	Lumens	10727.3	0.0	10727.3
	% Fixture	100.0	0.0	100.0

**Coefficient of Utilization**

**ZONAL LUMENS:**

Zone	Lumens	% Fixture
0°-10°	110.7	1.0
10°-20°	327.8	3.1
20°-30°	563.5	5.3
30°-40°	903.2	8.4
40°-50°	1478.8	13.8
50°-60°	2314.7	21.6
60°-70°	3252.9	30.3
70°-80°	1539.4	14.4
80°-90°	236.5	2.2
90°-100°	0.0	0.0
100°-110°	0.0	0.0
110°-120°	0.0	0.0
120°-130°	0.0	0.0
130°-140°	0.0	0.0
140°-150°	0.0	0.0
150°-160°	0.0	0.0
160°-170°	0.0	0.0
170°-180°	0.0	0.0
0°-90°	10727.3	100.0
0°-180°	10727.3	100.0



REPORT NUMBER: P141929

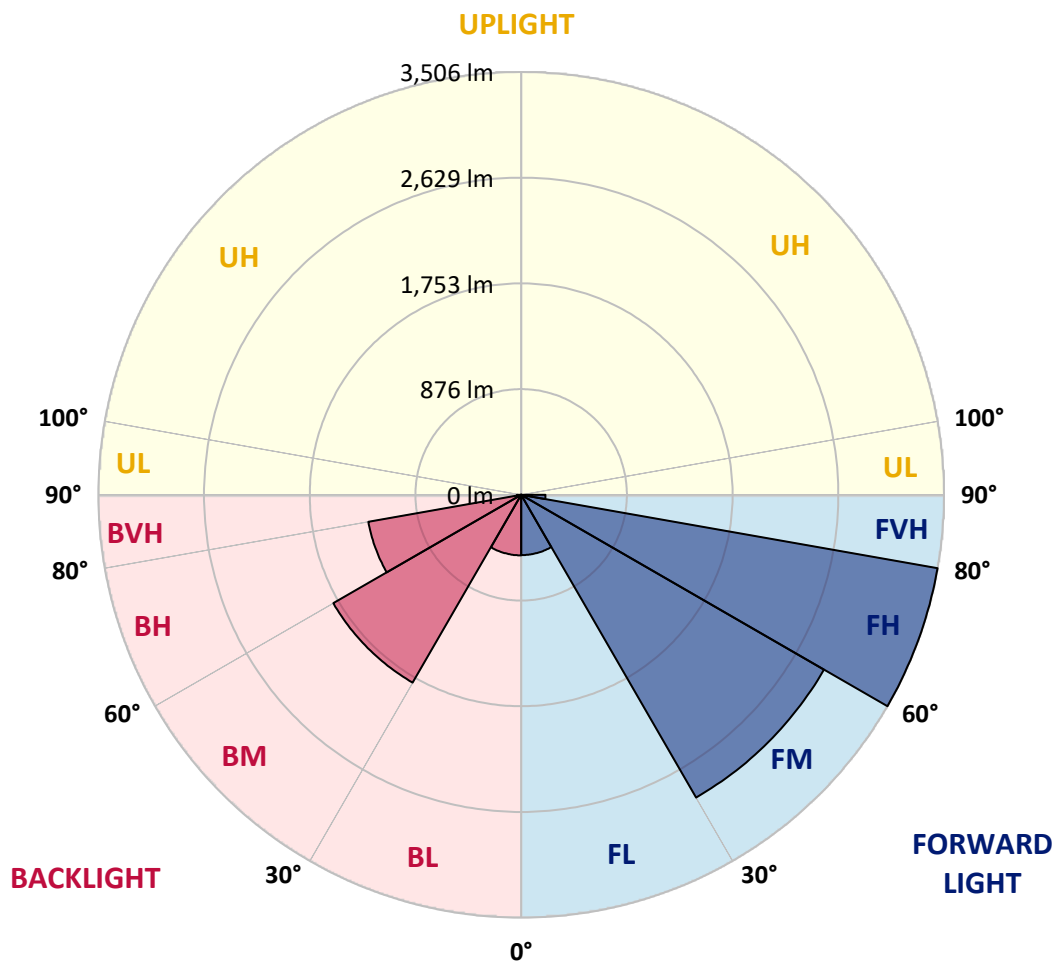
CATALOG NUMBER: EMM-E04-LED-E1-T3-7030

**LUMINAIRE CLASSIFICATION SYSTEM LUMEN TABLE AND BUG RATING:**

Zone	Lumens	% Fixture	Zone Rating/Lumen Limit		
			B	U	G
FL (0°-30°)	499.8	4.7			
FM (30°-60°)	2898.8	27.0			
FH (60°-80°)	3505.9	32.7			G2/5000
FVH (80°-90°)	201.6	1.9			G2/225
BL (0°-30°)	502.1	4.7	B2/1000		
BM (30°-60°)	1797.9	16.8	B2/2500		
BH (60°-80°)	1286.3	12.0	B3/2500		G3/2500
BVH (80°-90°)	34.9	0.3			G1/100
UL (90°-100°)	0.0	0.0		U0/0	
UH (100°-180°)	0.0	0.0		U0/0	

**BUG Rating: B3-U0-G3**

Type III Short





REPORT NUMBER: P141929

CATALOG NUMBER: EMM-E04-LED-E1-T3-7030

**CANDELA DISTRIBUTION (FULL):**

	0°	5°	10°	15°	20°	25°	30°	35°	40°	45°	50°
0°	1149.6	1149.6	1149.6	1149.6	1149.6	1149.6	1149.6	1149.6	1149.6	1149.6	1149.6
2.5°	1143.5	1144.7	1144.7	1142.3	1142.3	1143.5	1143.5	1144.7	1144.7	1144.7	1146.0
5°	1143.5	1144.7	1144.7	1143.5	1142.3	1144.7	1143.5	1144.7	1144.7	1144.7	1144.7
7.5°	1141.1	1142.3	1142.3	1141.1	1142.3	1143.5	1143.5	1146.0	1147.2	1147.2	1148.4
10°	1128.9	1130.1	1131.3	1131.3	1133.8	1137.4	1138.6	1143.5	1144.7	1148.4	1150.8
12.5°	1107.0	1107.0	1109.4	1111.9	1115.5	1122.8	1126.5	1133.8	1139.9	1144.7	1153.3
15°	1087.5	1087.5	1089.9	1091.1	1098.5	1103.3	1110.6	1119.2	1130.1	1139.9	1153.3
17.5°	1097.2	1097.2	1096.0	1094.8	1096.0	1096.0	1102.1	1110.6	1120.4	1133.8	1150.8
20°	1135.0	1133.8	1128.9	1126.5	1125.2	1120.4	1116.7	1115.5	1120.4	1130.1	1147.2
22.5°	1167.9	1165.4	1164.2	1161.8	1165.4	1163.0	1158.1	1152.0	1144.7	1141.1	1150.8
25°	1187.4	1188.6	1188.6	1188.6	1195.9	1198.3	1200.8	1193.4	1184.9	1172.7	1174.0
27.5°	1214.1	1215.4	1212.9	1217.8	1226.3	1232.4	1238.5	1243.4	1238.5	1231.2	1222.7
30°	1271.4	1271.4	1267.7	1271.4	1278.7	1284.8	1293.3	1301.8	1301.8	1294.5	1286.0
32.5°	1331.1	1332.3	1332.3	1334.7	1345.7	1350.5	1362.7	1371.2	1377.3	1372.5	1377.3
35°	1402.9	1401.7	1405.3	1406.6	1423.6	1429.7	1454.1	1460.1	1469.9	1472.3	1476.0
37.5°	1522.3	1524.7	1517.4	1512.5	1527.1	1527.1	1558.8	1575.8	1573.4	1590.4	1602.6
40°	1714.7	1703.7	1700.0	1697.6	1706.1	1704.9	1703.7	1726.8	1737.8	1740.2	1746.3
42.5°	1927.8	1931.4	1927.8	1936.3	1936.3	1930.2	1925.3	1921.7	1942.4	1955.8	1958.2
45°	2177.4	2182.3	2175.0	2168.9	2184.7	2193.3	2193.3	2203.0	2220.1	2226.1	2222.5
47.5°	2377.1	2390.5	2384.5	2393.0	2418.6	2447.8	2486.7	2512.3	2530.6	2547.6	2574.4
50°	2557.4	2563.5	2578.1	2606.1	2643.8	2690.1	2753.4	2816.8	2853.3	2895.9	2927.6
52.5°	2667.0	2685.2	2707.2	2753.4	2816.8	2881.3	2978.7	3082.3	3174.8	3222.3	3260.1
55°	2732.7	2746.1	2775.4	2838.7	2927.6	3023.8	3145.6	3288.1	3411.1	3515.8	3597.4
57.5°	2730.3	2741.3	2781.5	2850.9	2956.8	3077.4	3229.6	3407.4	3588.9	3763.0	3916.4
60°	2677.9	2687.7	2727.9	2802.2	2917.8	3061.6	3244.2	3462.2	3708.2	3970.0	4239.2
62.5°	2597.6	2604.9	2640.2	2714.5	2831.4	2984.8	3199.2	3485.3	3834.9	4247.7	4770.1
65°	2484.3	2484.3	2517.2	2593.9	2706.0	2877.7	3113.9	3450.0	3933.5	4561.9	5321.8
67.5°	2317.5	2317.5	2344.3	2407.6	2495.3	2614.6	2850.9	3200.4	3710.6	4463.2	5352.2
70°	2002.1	2006.9	2006.9	2045.9	2084.9	2138.5	2250.5	2518.4	2997.0	3732.6	4606.9
72.5°	1467.4	1378.6	1448.0	1511.3	1555.1	1584.4	1648.9	1732.9	1974.1	2525.7	3317.3
75°	924.3	947.4	999.8	1071.7	1180.0	1292.1	1415.1	1467.4	1445.5	1511.3	2043.5
77.5°	560.2	540.7	591.9	699.0	820.8	973.0	1203.2	1402.9	1517.4	1510.1	1446.7
80°	242.3	236.3	270.4	321.5	381.2	518.8	729.5	1003.5	1307.9	1484.5	1457.7
82.5°	86.5	87.7	110.8	131.5	158.3	203.4	288.6	461.5	731.9	1042.4	1288.4
85°	25.6	28.0	39.0	54.8	62.1	70.6	97.4	144.9	247.2	394.6	701.5
87.5°	7.3	8.5	11.0	19.5	18.3	17.0	19.5	30.4	23.1	19.5	97.4
90°	0.0	0.0	0.0	0.0	0.0	0.0	0.0	0.0	0.0	0.0	0.0



REPORT NUMBER: P141929

CATALOG NUMBER: EMM-E04-LED-E1-T3-7030

**CANDELA DISTRIBUTION (continued):**

	55°	60°	65°	70°	75°	80°	85°	90°	95°	100°	105°
0°	1149.6	1149.6	1149.6	1149.6	1149.6	1149.6	1149.6	1149.6	1149.6	1149.6	1149.6
2.5°	1144.7	1144.7	1144.7	1146.0	1144.7	1144.7	1146.0	1146.0	1147.2	1148.4	1150.8
5°	1143.5	1143.5	1144.7	1144.7	1144.7	1146.0	1147.2	1148.4	1150.8	1154.5	1158.1
7.5°	1147.2	1147.2	1146.0	1147.2	1147.2	1148.4	1150.8	1152.0	1156.9	1160.6	1166.7
10°	1150.8	1150.8	1152.0	1153.3	1153.3	1155.7	1159.3	1160.6	1165.4	1172.7	1178.8
12.5°	1155.7	1159.3	1164.2	1166.7	1169.1	1171.5	1175.2	1177.6	1183.7	1193.4	1200.8
15°	1159.3	1167.9	1172.7	1178.8	1182.5	1183.7	1187.4	1192.2	1198.3	1208.1	1216.6
17.5°	1159.3	1170.3	1177.6	1183.7	1189.8	1193.4	1197.1	1202.0	1210.5	1220.2	1228.8
20°	1158.1	1174.0	1183.7	1193.4	1204.4	1208.1	1214.1	1219.0	1228.8	1240.9	1247.0
22.5°	1164.2	1182.5	1195.9	1212.9	1225.1	1234.8	1242.2	1250.7	1258.0	1266.5	1268.9
25°	1182.5	1200.8	1222.7	1243.4	1260.4	1275.0	1284.8	1292.1	1300.6	1304.3	1299.4
27.5°	1212.9	1226.3	1256.8	1287.2	1314.0	1332.3	1343.2	1353.0	1355.4	1362.7	1344.5
30°	1267.7	1273.8	1305.5	1349.3	1379.8	1410.2	1424.8	1434.6	1435.8	1430.9	1399.3
32.5°	1357.8	1346.9	1374.9	1433.4	1479.6	1505.2	1528.3	1534.4	1530.8	1514.9	1463.8
35°	1467.4	1450.4	1463.8	1549.0	1600.2	1637.9	1659.9	1666.0	1657.4	1629.4	1558.8
37.5°	1602.6	1596.5	1602.6	1684.2	1773.1	1808.4	1818.2	1825.5	1804.8	1753.6	1661.1
40°	1752.4	1753.6	1746.3	1820.6	1932.6	1983.8	2006.9	1991.1	1965.5	1892.5	1790.2
42.5°	1959.4	1952.1	1926.6	1993.5	2137.2	2189.6	2210.3	2198.1	2172.6	2080.0	1960.7
45°	2233.4	2209.1	2184.7	2220.1	2358.9	2427.1	2457.5	2449.0	2403.9	2291.9	2179.9
47.5°	2568.3	2542.8	2497.7	2491.6	2631.7	2712.0	2723.0	2709.6	2675.5	2563.5	2425.9
50°	2920.3	2913.0	2892.3	2843.6	2969.0	3049.4	3042.1	3032.3	2994.6	2852.1	2710.8
52.5°	3284.4	3299.0	3285.6	3251.5	3385.5	3418.4	3420.8	3391.6	3347.7	3216.2	3023.8
55°	3666.8	3721.6	3742.3	3769.1	3875.0	3870.2	3842.2	3772.7	3783.7	3633.9	3367.2
57.5°	4072.3	4240.4	4373.1	4432.8	4533.9	4563.1	4492.5	4515.6	4505.9	4351.2	3931.1
60°	4606.9	5008.8	5354.7	5567.8	5704.2	5651.8	5750.5	5755.3	5922.2	5582.4	4927.2
62.5°	5459.4	6197.4	6811.2	6995.0	7030.4	7018.2	6901.3	7018.2	6986.5	6572.5	5723.7
65°	6176.7	7054.7	7678.2	7790.3	7625.9	7474.9	7338.5	7361.6	7210.6	6611.4	5700.5
67.5°	6274.1	7148.5	7726.9	7695.3	7336.0	7055.9	6829.4	6651.6	6343.5	5801.6	5007.6
70°	5503.2	6430.0	7175.3	7150.9	6651.6	6277.8	5910.0	5642.1	5327.9	4909.0	4157.6
72.5°	4280.6	5106.2	5828.4	6015.9	5523.9	5111.1	4773.8	4432.8	4108.9	3710.6	3236.9
75°	2914.2	3535.3	3871.4	3922.5	3471.9	3162.6	3032.3	2753.4	2410.0	2324.8	1974.1
77.5°	1692.7	1931.4	1829.1	1692.7	1362.7	1001.0	764.8	654.0	656.4	753.8	722.2
80°	1376.1	1310.4	1033.9	829.3	563.8	287.4	192.4	165.6	166.8	193.6	187.5
82.5°	1418.7	1456.5	1197.1	837.8	577.2	304.5	146.1	108.4	126.7	137.6	135.2
85°	1051.0	1377.3	1234.8	889.0	619.9	323.9	95.0	59.7	84.0	102.3	109.6
87.5°	294.7	462.8	359.3	237.5	172.9	58.5	37.8	31.7	39.0	53.6	53.6
90°	0.0	0.0	0.0	0.0	0.0	0.0	0.0	0.0	0.0	0.0	0.0





REPORT NUMBER: P141929

CATALOG NUMBER: EMM-E04-LED-E1-T3-7030

**CANDELA DISTRIBUTION (continued):**

	110°	115°	120°	125°	130°	135°	140°	145°	150°	155°	160°
0°	1149.6	1149.6	1149.6	1149.6	1149.6	1149.6	1149.6	1149.6	1149.6	1149.6	1149.6
2.5°	1152.0	1156.9	1155.7	1158.1	1159.3	1163.0	1165.4	1164.2	1164.2	1166.7	1169.1
5°	1161.8	1167.9	1167.9	1171.5	1175.2	1180.0	1183.7	1181.3	1182.5	1184.9	1187.4
7.5°	1171.5	1178.8	1180.0	1183.7	1186.1	1188.6	1191.0	1187.4	1186.1	1186.1	1184.9
10°	1183.7	1191.0	1189.8	1189.8	1188.6	1186.1	1181.3	1172.7	1166.7	1163.0	1160.6
12.5°	1204.4	1209.3	1202.0	1194.7	1182.5	1174.0	1163.0	1153.3	1146.0	1139.9	1137.4
15°	1222.7	1220.2	1211.7	1198.3	1181.3	1167.9	1156.9	1143.5	1135.0	1127.7	1124.0
17.5°	1232.4	1223.9	1211.7	1199.5	1184.9	1172.7	1159.3	1143.5	1130.1	1120.4	1115.5
20°	1242.2	1228.8	1212.9	1200.8	1189.8	1180.0	1170.3	1150.8	1133.8	1119.2	1111.9
22.5°	1256.8	1238.5	1222.7	1211.7	1200.8	1191.0	1181.3	1163.0	1144.7	1125.2	1114.3
25°	1277.5	1253.1	1242.2	1231.2	1219.0	1209.3	1195.9	1178.8	1159.3	1136.2	1120.4
27.5°	1310.4	1288.4	1276.3	1265.3	1250.7	1234.8	1220.2	1197.1	1178.8	1152.0	1131.3
30°	1357.8	1334.7	1323.7	1312.8	1295.7	1275.0	1254.3	1225.1	1199.5	1169.1	1142.3
32.5°	1417.5	1405.3	1391.9	1373.7	1350.5	1325.0	1294.5	1255.6	1219.0	1181.3	1147.2
35°	1510.1	1489.4	1467.4	1449.2	1415.1	1379.8	1333.5	1276.3	1227.5	1181.3	1139.9
37.5°	1616.0	1594.1	1564.9	1532.0	1480.8	1424.8	1360.3	1288.4	1223.9	1167.9	1121.6
40°	1743.9	1715.9	1676.9	1614.8	1539.3	1455.3	1368.8	1278.7	1203.2	1138.6	1085.1
42.5°	1913.2	1855.9	1780.4	1689.1	1581.9	1467.4	1357.8	1253.1	1167.9	1097.2	1043.7
45°	2104.4	2013.0	1891.2	1754.9	1606.3	1462.6	1333.5	1211.7	1115.5	1037.6	981.5
47.5°	2310.2	2167.7	1988.7	1796.3	1608.7	1435.8	1286.0	1149.6	1041.2	958.4	889.0
50°	2542.8	2307.7	2056.9	1817.0	1592.9	1388.3	1217.8	1060.7	948.7	850.0	786.7
52.5°	2742.5	2430.7	2104.4	1808.4	1536.9	1305.5	1105.8	953.5	822.0	734.3	672.2
55°	2978.7	2550.1	2129.9	1765.8	1446.7	1176.4	985.2	815.9	691.7	613.8	560.2
57.5°	3377.0	2752.2	2151.9	1679.3	1298.2	1014.4	818.4	660.0	562.6	494.4	456.7
60°	4145.4	3144.4	2242.0	1550.3	1109.4	819.6	632.0	516.3	432.3	387.3	360.5
62.5°	4648.3	3411.1	2201.8	1351.8	867.1	613.8	462.8	372.6	323.9	291.1	278.9
65°	4520.5	3141.9	1868.1	1071.7	604.0	408.0	310.5	255.7	233.8	216.8	209.5
67.5°	3882.3	2534.2	1354.2	692.9	382.4	248.4	203.4	181.5	171.7	164.4	163.2
70°	3093.2	1786.5	805.0	367.8	211.9	164.4	144.9	136.4	132.7	132.7	132.7
72.5°	2244.4	1029.0	395.8	198.5	142.5	125.4	116.9	114.5	113.3	113.3	114.5
75°	1282.3	445.7	203.4	136.4	116.9	108.4	103.5	103.5	103.5	103.5	104.7
77.5°	446.9	203.4	143.7	114.5	101.1	96.2	93.8	96.2	97.4	97.4	97.4
80°	163.2	143.7	123.0	99.9	90.1	85.2	85.2	88.9	91.3	88.9	87.7
82.5°	129.1	113.3	99.9	86.5	79.2	76.7	77.9	80.4	79.2	77.9	74.3
85°	98.6	74.3	69.4	64.5	63.3	63.3	68.2	69.4	64.5	62.1	58.5
87.5°	48.7	39.0	35.3	41.4	40.2	36.5	37.8	37.8	31.7	29.2	30.4
90°	0.0	0.0	0.0	0.0	0.0	0.0	0.0	0.0	0.0	0.0	0.0



REPORT NUMBER: P141929

CATALOG NUMBER: EMM-E04-LED-E1-T3-7030

**CANDELA DISTRIBUTION (continued):**

	165°	170°	175°	180°
0°	1149.6	1149.6	1149.6	1149.6
2.5°	1169.1	1170.3	1174.0	1172.7
5°	1186.1	1187.4	1189.8	1189.8
7.5°	1182.5	1183.7	1183.7	1183.7
10°	1154.5	1154.5	1156.9	1156.9
12.5°	1132.6	1131.3	1131.3	1128.9
15°	1119.2	1116.7	1117.9	1114.3
17.5°	1109.4	1108.2	1108.2	1105.8
20°	1105.8	1103.3	1102.1	1099.7
22.5°	1103.3	1102.1	1099.7	1097.2
25°	1109.4	1103.3	1102.1	1099.7
27.5°	1115.5	1109.4	1104.5	1103.3
30°	1121.6	1110.6	1104.5	1102.1
32.5°	1120.4	1105.8	1097.2	1093.6
35°	1107.0	1088.7	1077.8	1074.1
37.5°	1081.4	1060.7	1043.7	1037.6
40°	1044.9	1018.1	1002.2	993.7
42.5°	1001.0	970.6	957.2	949.9
45°	929.2	904.8	889.0	882.9
47.5°	848.8	815.9	801.3	795.2
50°	745.3	718.5	706.3	697.8
52.5°	635.7	611.3	600.4	595.5
55°	529.7	517.6	500.5	496.9
57.5°	429.9	426.2	414.1	412.8
60°	349.5	343.4	334.9	334.9
62.5°	275.2	269.1	265.5	265.5
65°	211.9	210.7	208.2	207.0
67.5°	163.2	166.8	168.1	165.6
70°	136.4	137.6	137.6	137.6
72.5°	118.1	118.1	118.1	116.9
75°	107.2	107.2	104.7	103.5
77.5°	98.6	97.4	98.6	97.4
80°	86.5	85.2	82.8	80.4
82.5°	71.9	70.6	64.5	64.5
85°	56.0	52.4	47.5	42.6
87.5°	31.7	28.0	20.7	14.6
90°	0.0	0.0	0.0	0.0

(END OF REPORT)